



Learn How to Create Your
Mechanical Product Catalog



Learn How to Create Your BIM
Product Catalog



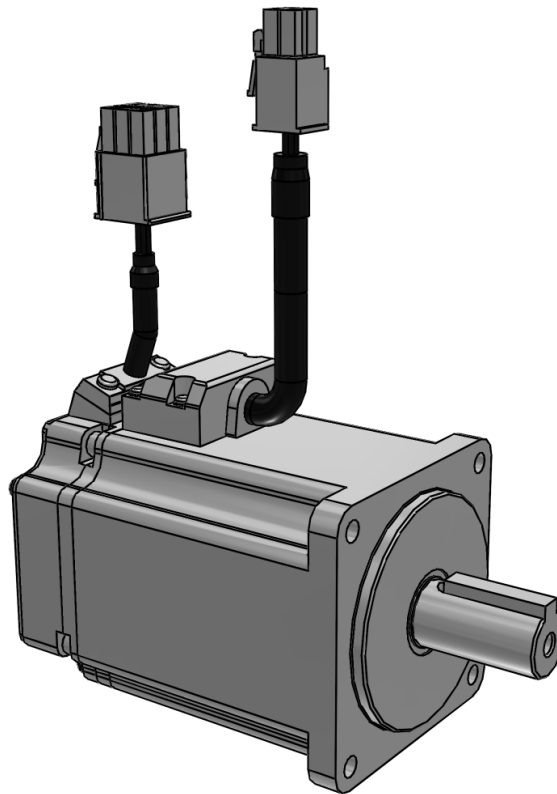
Reduce Your Costs in
Engineering and Purchasing

MHMF042L1U2 2

Panasonic

3D View

To activate the interactive 3D view, you must trust this document (see hint on the top) in Adobe Acrobat and click on the question mark.



Zoom

Moves you toward or away from objects in the scene when you drag vertically. You can also zoom with the hand tool by holding down Shift as you drag.



Pan

Moves the model vertically and horizontally only. You can also pan with the hand tool: Ctrl-drag.



Rotate

Turns 3D objects around relative to the screen. How the objects move depends on the starting view, where you start dragging and the direction in which you drag.

3D PDF DATASHEET

Create Your Individual 3D PDF
Datasheet



 **eCATALOG**solutions

Learn How to Create Your
Mechanical Product Catalog



 **BIM** catalogs.net

Learn How to Create Your BIM
Product Catalog



 **PART**solutions

Reduce Your Costs in
Engineering and Purchasing

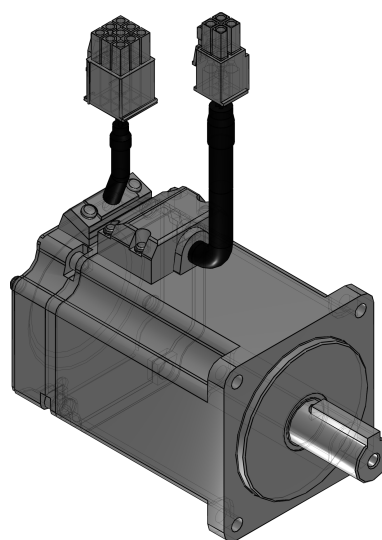

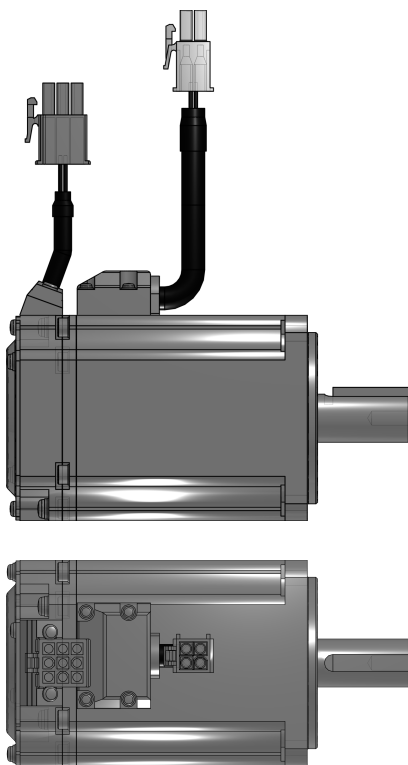


MHMF042L1U2 2

Panasonic

2D derivation


ISO View



3D PDF DATASHEET



eCATALOGsolutions



BIM catalogs.net



PARTsolutions



Create Your Individual 3D PDF
Datasheet



Learn How to Create Your
Mechanical Product Catalog



Learn How to Create Your BIM
Product Catalog



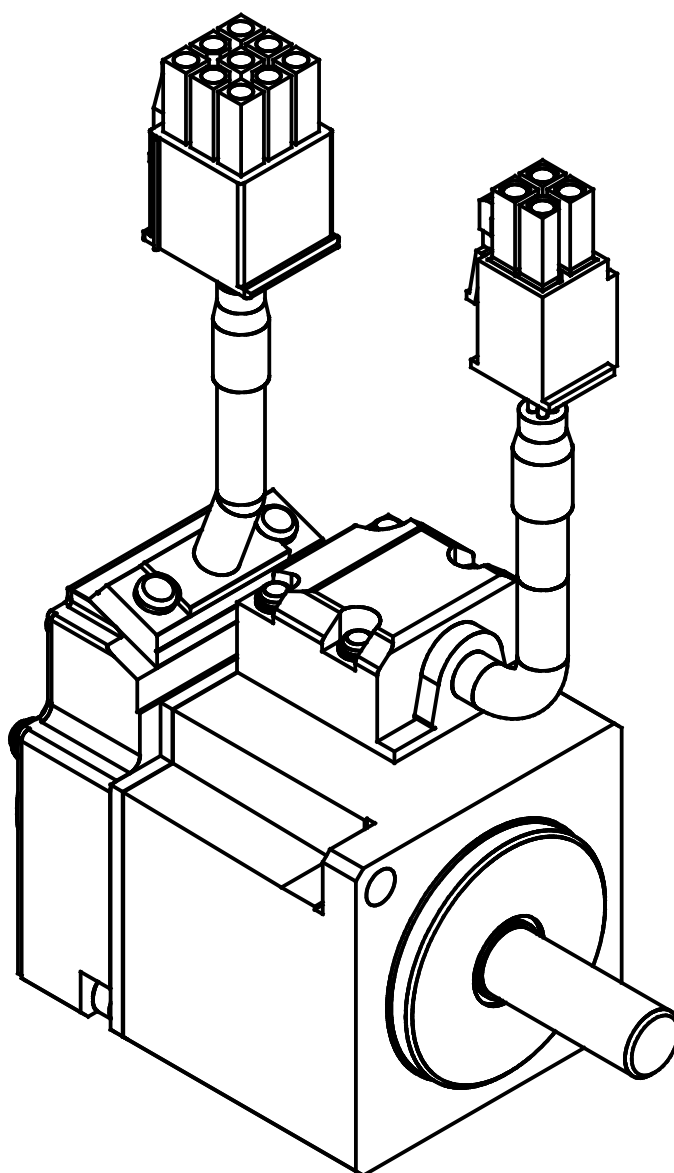
Reduce Your Costs in
Engineering and Purchasing



MHMF042L1U2 2

Panasonic

Technical drawings



3D PDF DATASHEET

Create Your Individual 3D PDF
Datasheet



 **eCATALOG**solutions

Learn How to Create Your
Mechanical Product Catalog



 **BIM**catalogs.net

Learn How to Create Your BIM
Product Catalog



 **PART**solutions

Reduce Your Costs in
Engineering and Purchasing



MHMF042L1U2 2

Panasonic

Technical Data

R (Rated output / W)	0.4 k
E (Encoder)	23bit Absolute Encoder
B (Brake)	No
EOS (End of shaft)	With key and tap
MIF (Motor I/F)	Lead wire
OS (Oil seal)	Yes (NBR)
PS (Power supply V)	200
MA (Special specifications)	Standard
CNSORDERNO (Order number)	MHMF042L1U2

3D PDF DATASHEET

Create Your Individual 3D PDF
Datasheet



 **eCATALOG**solutions

Learn How to Create Your
Mechanical Product Catalog



 **BIM** catalogs.net

Learn How to Create Your BIM
Product Catalog



 **PART**solutions

Reduce Your Costs in
Engineering and Purchasing



MHMF042L1U2 2

Panasonic

Bill of Materials

N°	Description	Amount
1	MHMF042L1U2	1